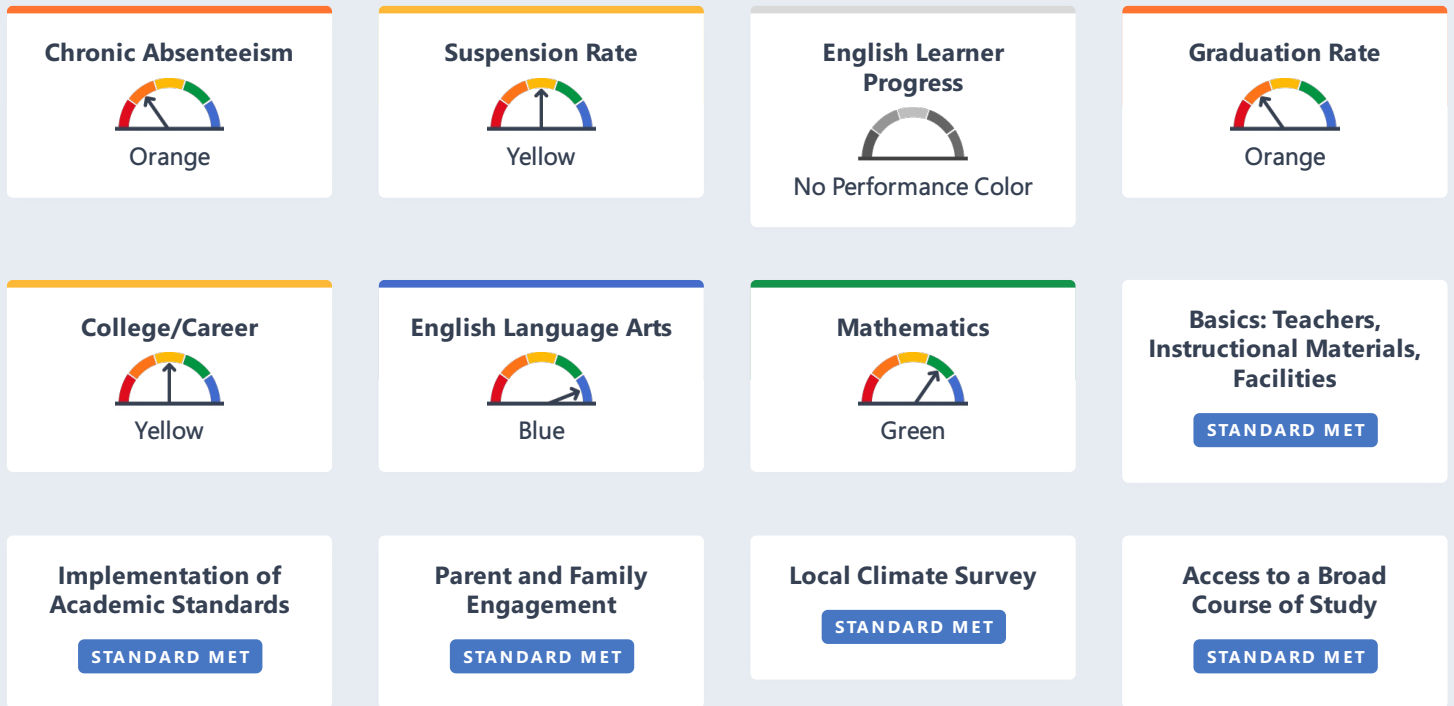


# New West Charter (SBE)

Explore the performance of New West Charter (SBE) under California's Accountability System.

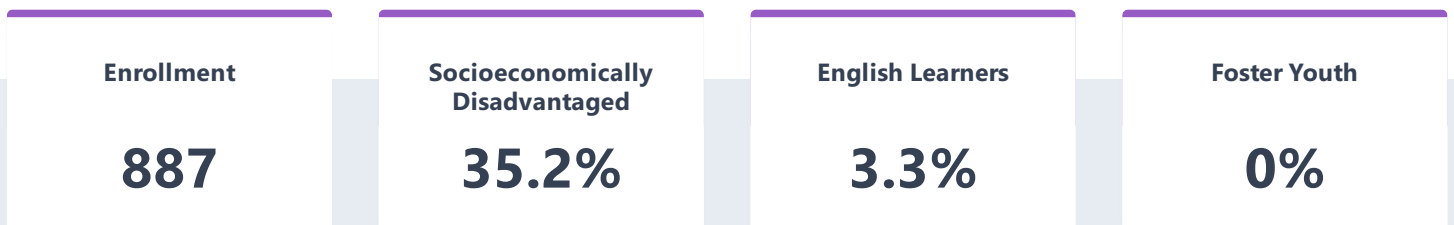


## School Details

<b>NAME</b> New West Charter (SBE)	<b>ADDRESS</b> 1905 Armacost Avenue Los Angeles, CA 90025-5210	<b>WEBSITE</b> <a href="http://www.newwestcha...">http://www.newwestcha...</a>	<b>GRADES SERVED</b> 6-12
---------------------------------------	--	---	------------------------------

## Student Population

Explore information about this school's student population.



# Academic Performance

View Student Assessment Results and other aspects of school performance.

[LEARN MORE](#)

## English Language Arts

Blue

64.9 points above standard

Increased 10.4 Points ▲

**EQUITY REPORT**  
Number of Student Groups in Each Color

0 Red	0 Orange	2 Yellow
1 Green	3 Blue	

[LEARN MORE](#)

## Mathematics

Green

12.5 points above standard

Maintained -1.8 Points

**EQUITY REPORT**  
Number of Student Groups in Each Color

0 Red	2 Orange	2 Yellow
2 Green	0 Blue	

[LEARN MORE](#)

## English Learner Progress

55.6% making progress towards English language proficiency

Number of EL Students: 27

**Progress Levels**

Very High = 65% or higher
High = 55% to less than 65%
Medium = 45% to less than 55%
Low = 35% to less than 45%
Very Low = Less than 35%

[LEARN MORE](#)

## College/Career

Yellow

59.8% prepared

Declined 19.3% ▼

**EQUITY REPORT**  
Number of Student Groups in Each Color

0 Red	0 Orange	2 Yellow
0 Green	0 Blue	

## Local Indicators

[LEARN MORE](#)

### Implementation of Academic Standards

**STANDARD MET**

# Academic Engagement

See information that shows how well schools are engaging students in their learning.

[LEARN MORE](#)

## Chronic Absenteeism

[LEARN MORE](#)

## Graduation Rate



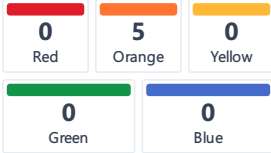
Orange

7.1% chronically absent

Increased 5.3% ▲

**EQUITY REPORT**

Number of Student Groups in Each Color



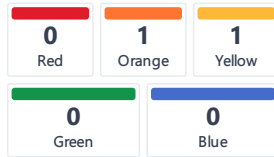
Orange

88.7% graduated

Declined 10.2% ▼

**EQUITY REPORT**

Number of Student Groups in Each Color



**Local Indicators**

[LEARN MORE](#)

**Access to a Broad Course of Study**

**STANDARD MET**

**NEW WEST CHARTER (SBE)**

# Conditions & Climate

View data related to how well schools are providing a healthy, safe and welcoming environment.

[LEARN MORE](#)

**Suspension Rate**



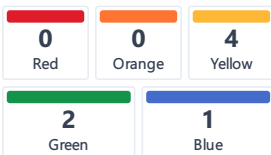
Yellow

1.1% suspended at least once

Increased 1.1% ▲

**EQUITY REPORT**

Number of Student Groups in Each Color



## Local Indicators

[LEARN MORE](#)

**Basics: Teachers,  
Instructional Materials,  
Facilities**

[STANDARD MET](#)

[LEARN MORE](#)

**Parent and Family  
Engagement**

[STANDARD MET](#)

[LEARN MORE](#)

**Local Climate Survey**

[STANDARD MET](#)